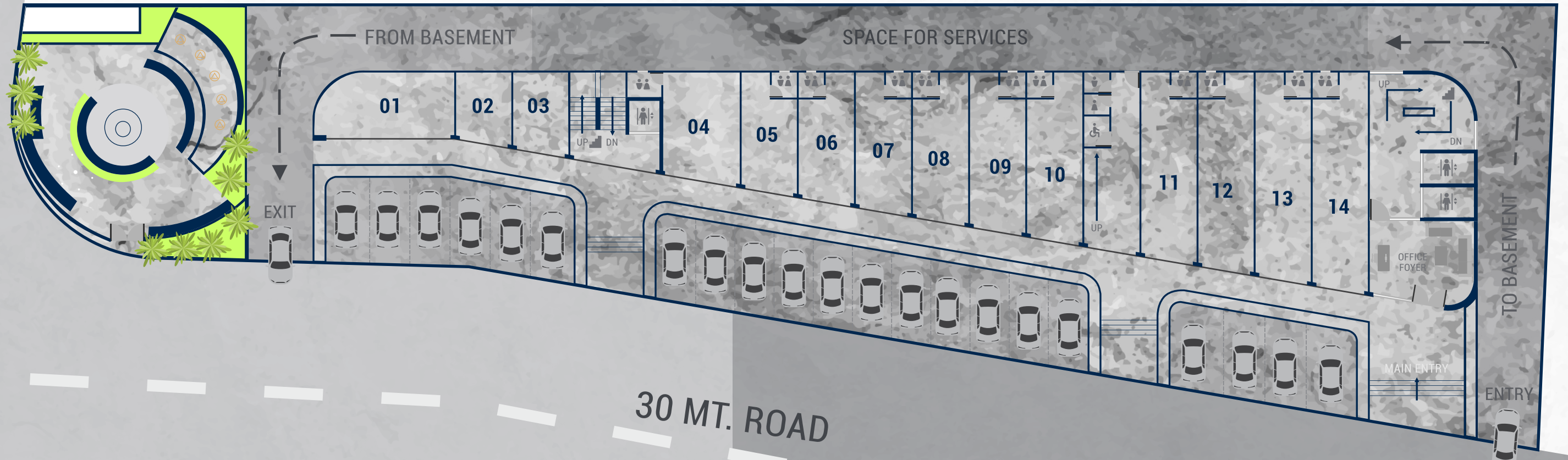


# GROUND FLOOR

78 MT. ROAD



30 MT. ROAD

UNIT	DIMENSION	CARPET	BUA	SBA
SHOP 01	27' 10" x 13' 3"	349	365	639
SHOP 02	11' 0" x 14' 3"	157	166	291
SHOP 03	11' 0" x 16' 3"	178	192	336
SHOP 04	15' 0" x 21' 9"	365	397	695
SHOP 05	11' 0" x 24' 0"	264	277	485
SHOP 06	11' 0" x 26' 0"	285	299	523
SHOP 07	11' 0" x 27' 10.5"	307	322	564

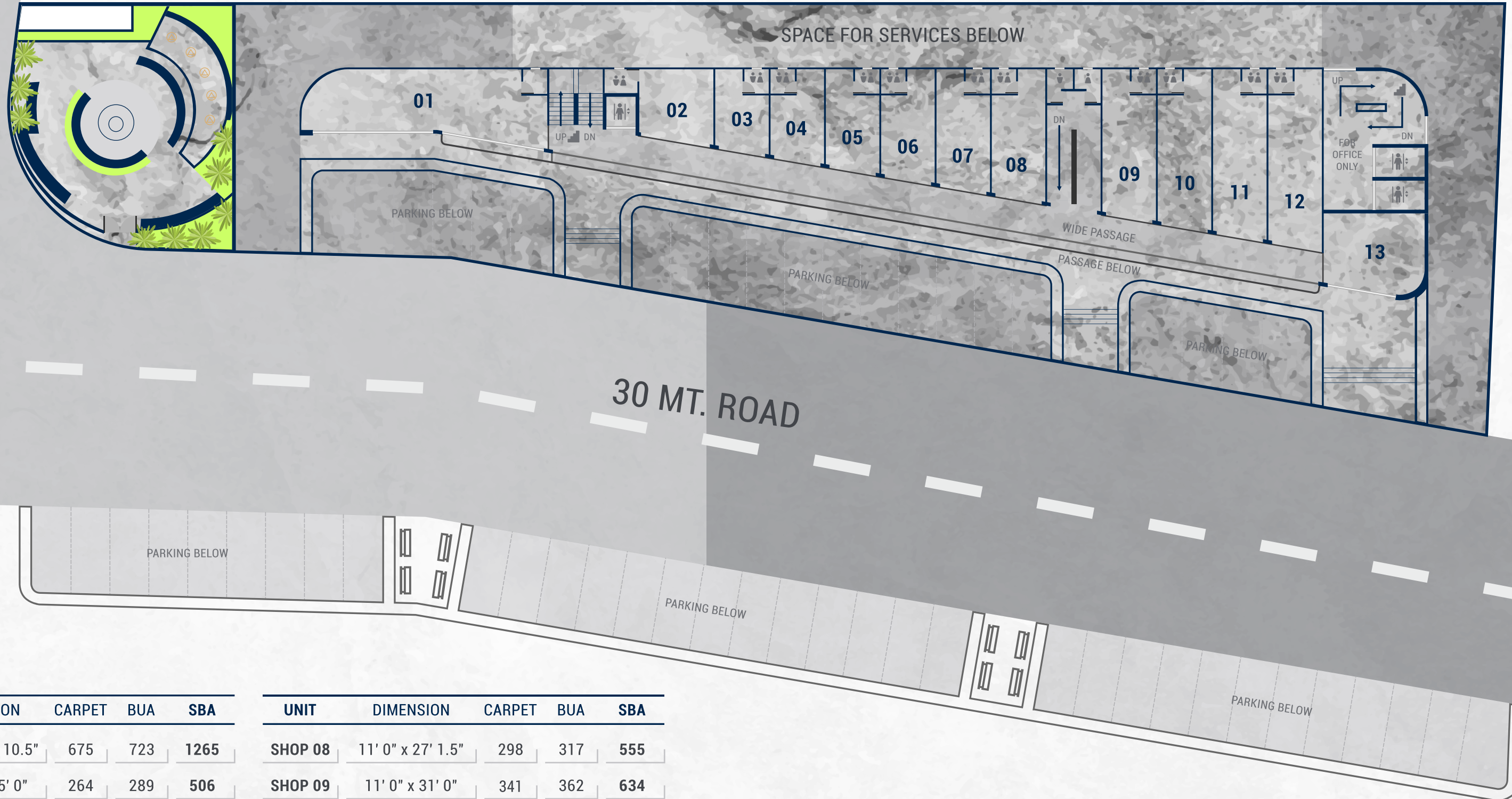
UNIT	DIMENSION	CARPET	BUA	SBA
SHOP 08	11' 0" x 29' 10.5"	328	344	602
SHOP 09	11' 0" x 31' 9"	350	366	641
SHOP 10	11' 0" x 33' 9"	371	395	691
SHOP 11	11' 0" x 37' 7.5"	414	439	768
SHOP 12	11' 0" x 39' 7"	436	455	796
SHOP 13	11' 0" x 41' 6"	457	477	835
SHOP 14	11' 0" x 43' 6"	478	507	887



\*Measurements are subjected to final survey

# FIRST FLOOR

78 MT. ROAD



UNIT	DIMENSION	CARPET	BUA	SBA
SHOP 01	50' 6" x 12' 10.5"	675	723	1265
SHOP 02	15' 0" x 15' 0"	264	289	506
SHOP 03	11' 0" x 17' 3"	190	201	352
SHOP 04	11' 0" x 19' 3"	212	223	390
SHOP 05	11' 0" x 21' 3"	233	246	431
SHOP 06	11' 0" x 23' 3"	255	268	469
SHOP 07	11' 0" x 25' 1.5"	276	290	508

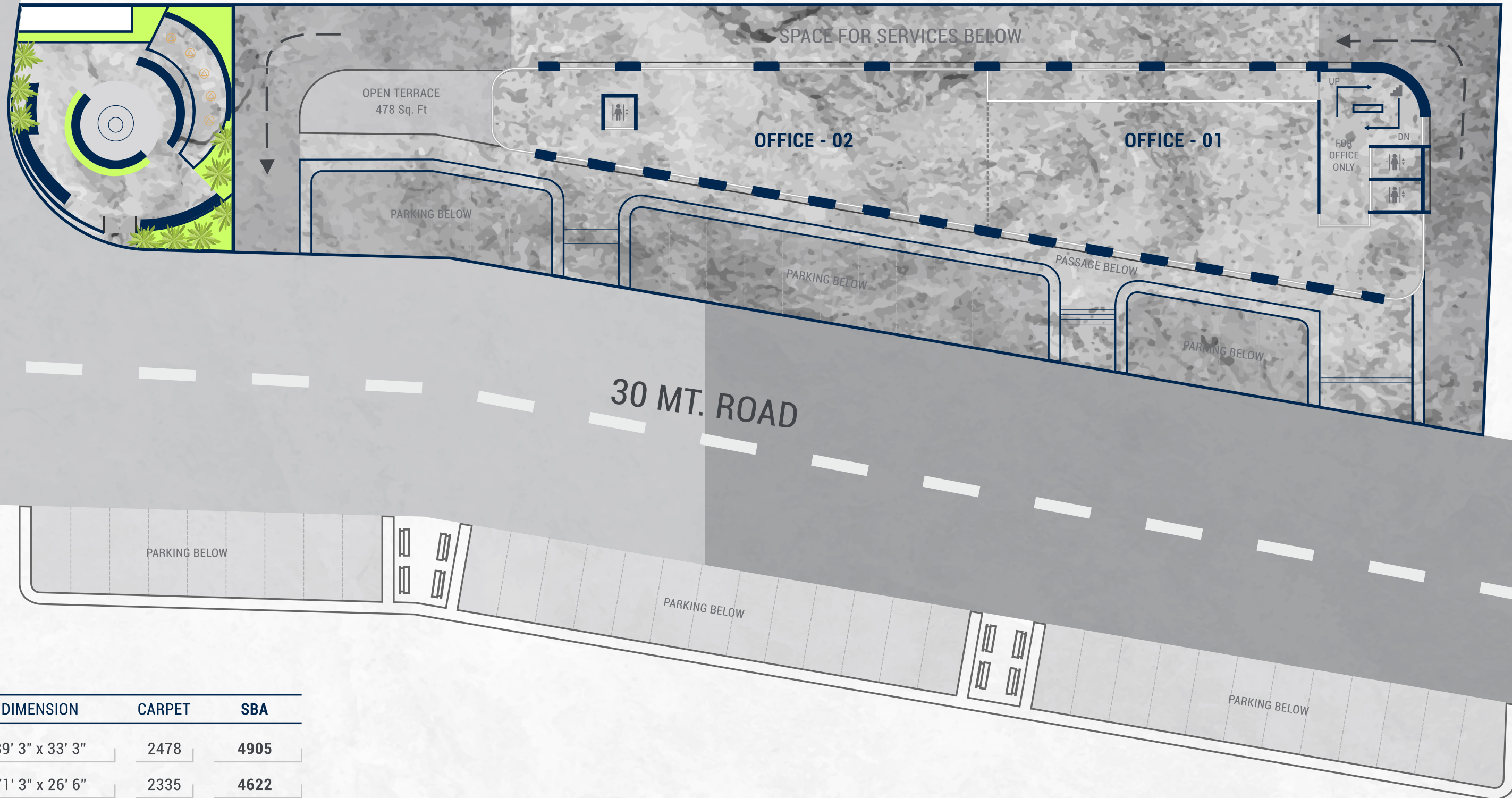
UNIT	DIMENSION	CARPET	BUA	SBA
SHOP 08	11' 0" x 27' 1.5"	298	317	555
SHOP 09	11' 0" x 31' 0"	341	362	634
SHOP 10	11' 0" x 33' 0"	362	379	663
SHOP 11	11' 0" x 34' 10.5"	383	401	702
SHOP 12	11' 0" x 36' 10.5"	405	428	749
SHOP 13	21' 6" x 16' 0"	335	369	646



\*Measurements are subjected to final survey

# 2ND FLOOR

78 MT. ROAD



UNIT	DIMENSION	CARPET	SBA
OFFICE - 01	89' 3" x 33' 3"	2478	4905
OFFICE - 02	71' 3" x 26' 6"	2335	4622

UNIT	DIMENSION	CARPET	SBA
FULL FLOOR	170' 0" x 33' 11"	5248	10390

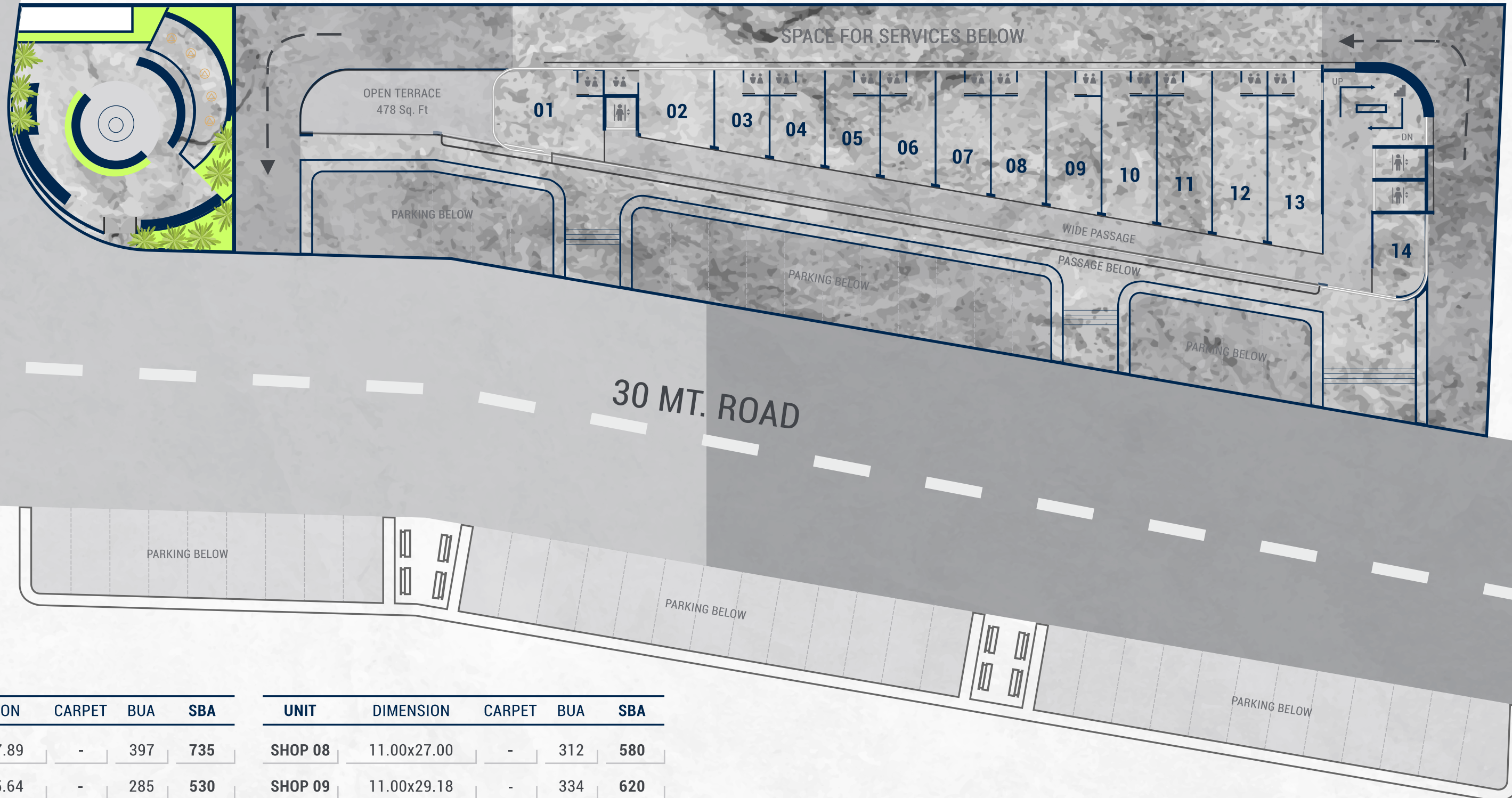
UNIT	AREA
TERRACE	478 Sq. Ft



\*Measurements are subjected to final survey

# 2ND FLOOR

78 MT. ROAD



UNIT	DIMENSION	CARPET	BUA	SBA	UNIT	DIMENSION	CARPET	BUA	SBA
SHOP 01	22.10x17.89	-	397	735	SHOP 08	11.00x27.00	-	312	580
SHOP 02	14.25x15.64	-	285	530	SHOP 09	11.00x29.18	-	334	620
SHOP 03	11.00x17.27	-	201	375	SHOP 10	11.00x30.43	-	356	660
SHOP 04	11.00x19.39	-	223	415	SHOP 11	11.00x32.69	-	379	700
SHOP 05	11.00x21.16	-	246	455	SHOP 12	11.00x35.06	-	401	745
SHOP 06	11.00x23.25	-	268	500	SHOP 13	11.00x36.58	-	430	800
SHOP 07	11.00x25.08	-	290	540	SHOP 14	10.75x15.52	-	200	370

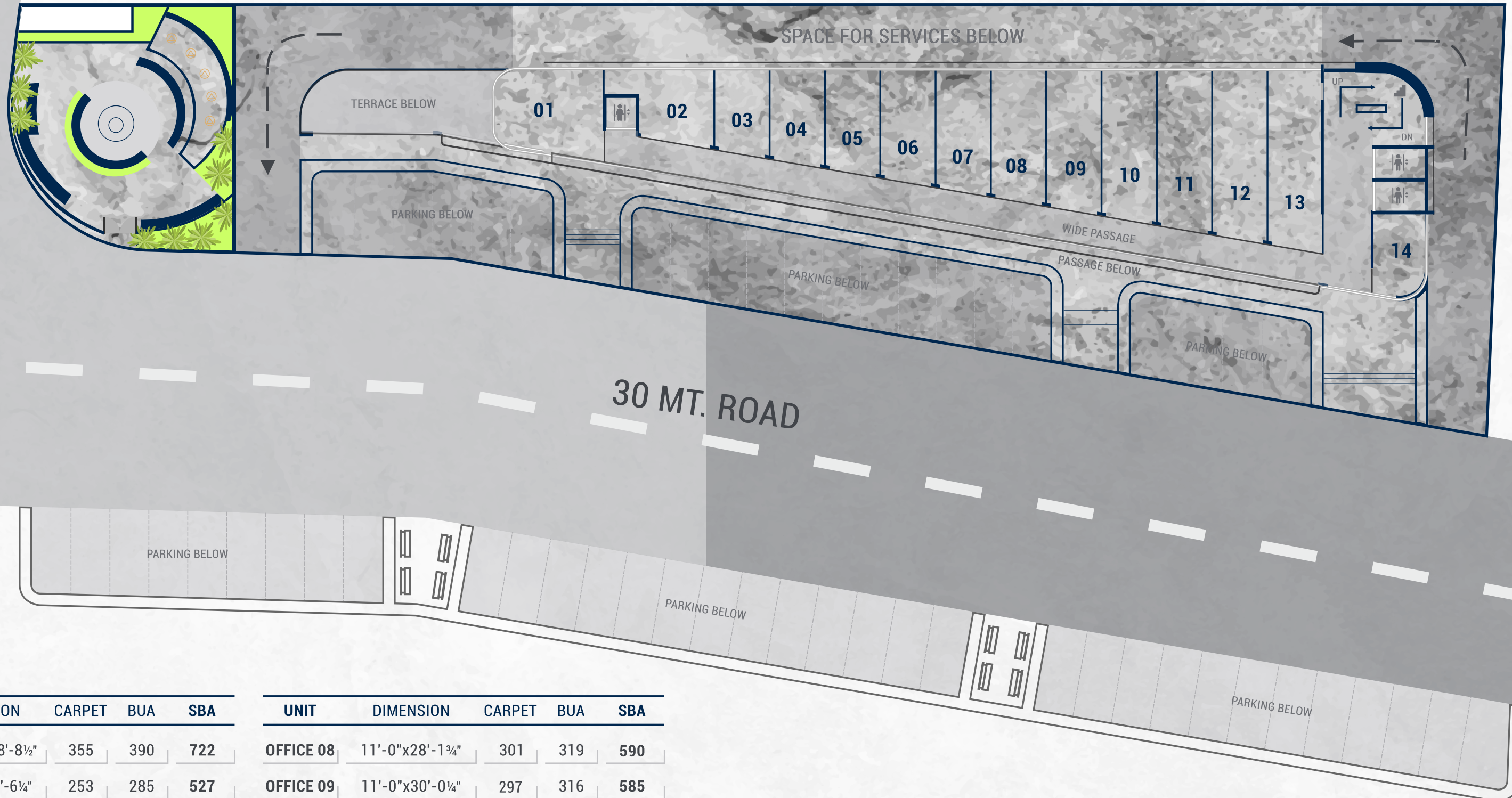
UNIT	AREA
TERRACE	478 Sq. Ft



\*Measurements are subjected to final survey

# 4TH FLOOR

78 MT. ROAD



UNIT	DIMENSION	CARPET	BUA	SBA
OFFICE 01	22'-1½" x 18'-8½"	355	390	722
OFFICE 02	14'-3" x 16'-6¼"	253	285	527
OFFICE 03	11'-0" x 18'-5½"	194	208	385
OFFICE 04	11'-0" x 20'-5"	212	230	426
OFFICE 05	11'-0" x 22'-4¼"	234	252	466
OFFICE 06	11'-0" x 24'-3¾"	255	274	507
OFFICE 07	11'-0" x 26'-3¼"	277	297	550

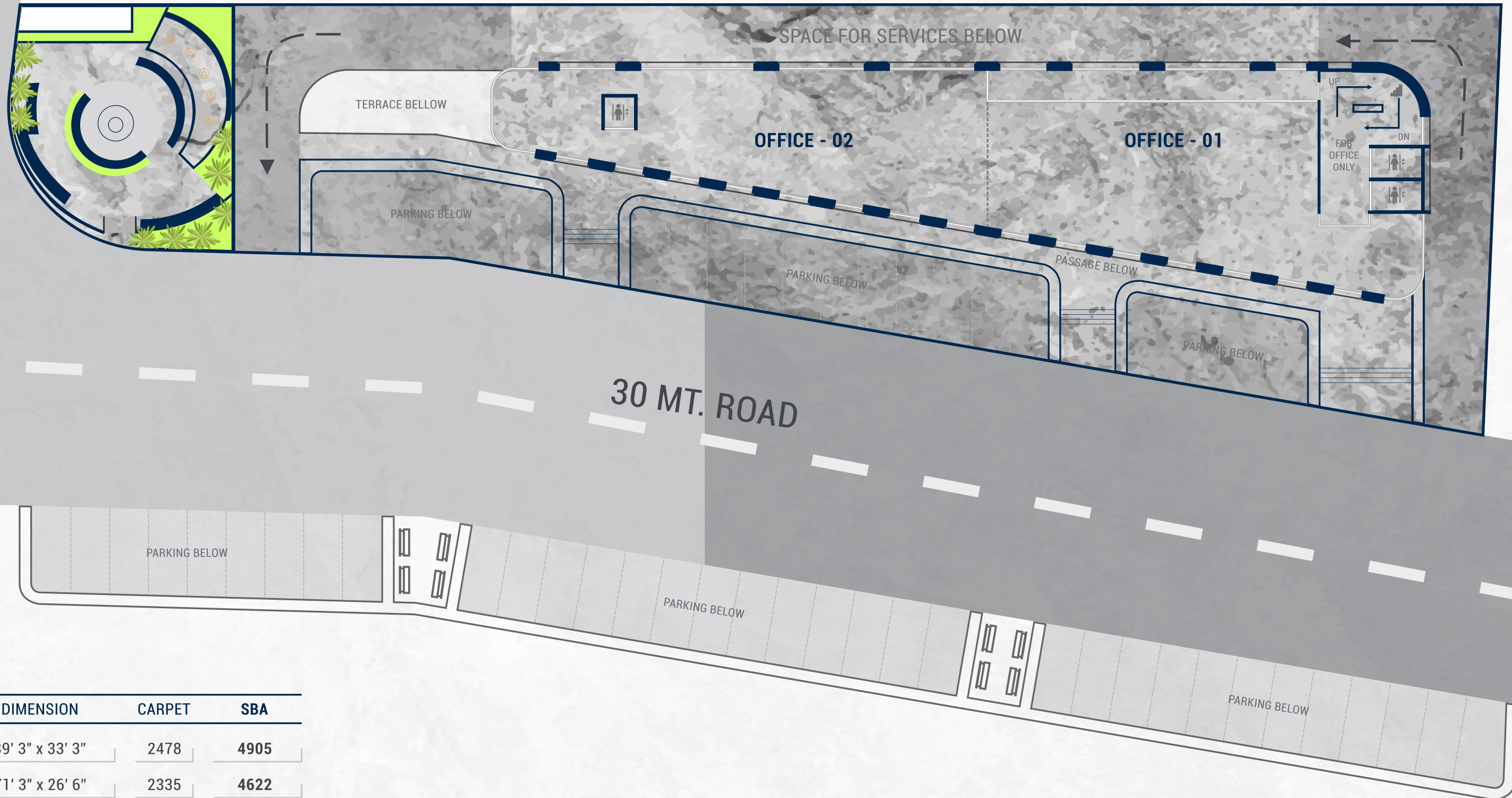
UNIT	DIMENSION	CARPET	BUA	SBA
OFFICE 08	11'-0" x 28'-1¾"	301	319	590
OFFICE 09	11'-0" x 30'-0¼"	297	316	585
OFFICE 10	11'-0" x 32'-0½"	365	388	718
OFFICE 11	11'-0" x 33'-8¾"	361	385	712
OFFICE 12	11'-0" x 36'-0¼"	387	408	755
OFFICE 13	11'-0" x 37'-11½"	405	437	808
OFFICE 14	11'-11½" x 16'-6½"	193	211	390



\*Measurements are subjected to final survey

# TYPICAL FLOOR PLAN 3 TO 7

78 MT. ROAD



UNIT	DIMENSION	CARPET	SBA
OFFICE - 01	89' 3" x 33' 3"	2478	4905
OFFICE - 02	71' 3" x 26' 6"	2335	4622

UNIT	DIMENSION	CARPET	SBA
FULL FLOOR	170' 0" x 33' 11"	5248	10390



\*Measurements are subjected to final survey